



Meeting #14: Courtesy

Homework



Anchoring in Christ Character Activity

Memorize Isaiah 6:8 (NKJV)

Also I heard the voice of the Lord, saying:
"Whom shall I send and who will go for Us?"
Then I said, "Here am I! Send me."

Courtesy Award



Activity Book Page 23-24. Explain what courtesy means.
"Do to _____ what you want them to do to _____."
Complete requirements for Courtesy #1-2 and 6 only.

Meeting #14: Courtesy

Classwork



Courtesy 'Tea Party'

Work together to set a table properly for a small snack and tea or juice party. Take turns asking for and passing food. Remember don't talk with your mouth full, say please and thank you, and use utensils correctly. Practice properly excusing yourself from the table. Share about a time when someone showed courtesy to you.

Completes requirements for My World I, Courtesy #3,5.

Common Courtesy

Read Matt. 7:12. Review and discuss some rules of common courtesy when using phones: turn off your cell phone in church, restaurants, libraries, and museums; when using a phone in public, lower your voice, keep calls short, and don't discuss private information; when taking a phone message, repeat the name, number and message back to the caller; don't text during class, meetings, or when talking to someone; never text personal information, it can be easily forwarded along; never drive and use your phone at the same time.












"It's for you" Phone Game

Sit in a circle. Start with an adult answering the phone properly, "Hello this is _____." Then pretend that the 'caller' is wants to talk to the person next to you. Say, "Oh yes _____ is available! Just one moment please." Cover the phone and say "____it's for you!" The next person in line repeats the process until the last person in the group has had a turn.


Completes requirements for My World I, Courtesy #4.



The World of Friends

Courtesy Award



1. Explain what "courtesy" means.

2. Recite and explain the Golden Rule.

3. Be able to demonstrate good table manners:











- a. Properly set the table
- b. Correctly ask for and pass food
- c. Properly excuse yourself from the table

4. Make a telephone call using good telephone manners:

- a. To an adult
- b. To a friend of your choice
- c. Be able to answer the phone correctly

OR introduce:

- d. An adult to a friend
- e. Your teacher to a parent/guardian

5. Share an experience:
 a. When an adult was courteous to you
 b. When you were courteous to another person

6. Show acts of courtesy as you:
 a. Ask for a drink
 b. Say thank you
 c. Apologize
 d. Greet a friend
 e. Share and take turns (not shown)

Fill in the balloon with a courteous statement.